



MAKING IT EASIER TO ORDER FROM HADDENHAM

During this very challenging time we have all had to adapt our working practices to protect each other, protect our patients and support our NHS and care services.

We are aware that many of you are operating reduced services, with staff being redeployed to other areas to cope with the increase in admissions. A big thank you from everyone at Haddenham Healthcare for all that you are doing at this time.

With this in mind we have put together some useful information and tips to ensure you are still able to provide compression garments, especially where you are unable to measure patients, where patients are happy to measure themselves or have carers taking measurements. We hope you find this information useful but please do call or email us if you require further guidance.

There are three main categories of garment available from Haddenham:

Stock, **Made-To-Order** and **Custom Made**.

Our supply chains are operating as normal and Stock can be shipped out the same day (for orders received before 2:30pm). Made To Order and Custom Made garments should be delivered in 5 to 7 working days.

Clinical Support

Our sales and clinical team are available to support you with measuring patients remotely, using platforms such as Facetime or Skype. Please email clinical@hadhealth.com if you would like to access this service. We can complete a Custom Made form, then send you a copy of the measurement form along with a unique H number, which you can quote when ordering directly from Haddenham.

Drug Tariff


For FP10 requests we suggest you write your prescription request as normal, ensuring you include the H number on the prescription. The pharmacist can then quote this number when ordering the garment from us.

Stock Highlights

PRODUCT	BRIEFING
easywrap	An easy alternative to bandaging. Ideal for self care.
<i>Comfiwave</i>	The perfect stay at home garment, easy to don and doff.
veni	Comfortable and easy-to-fit hosiery, up to size 8 extra wide in stock.
Microfine	Gloves and Toecaps, made from an ultra thin and smooth fabric.

Made To Order - Reduces the need for Custom Made

Unlike anything else available on FP10, bespoke off-the-shelf garments available in 8 sizes, extra wide, 3 leg and foot lengths, open or closed toe, and more.

	Easy to measure, very forgiving, a perfect stop-gap garment. Easy to don and doff – stretchy flat knit fabric.
--	---

FABRIC	BRIEFING	FP10
veni	A soft, stretchy and conforming fabric that is easy to don and doff.	✓
STAR Cotton	A soft yet firm fabric with 100% cotton in skin contact.	✓
Doktus	A robust and comfortable fabric available in stronger compression.	✓

Custom Made

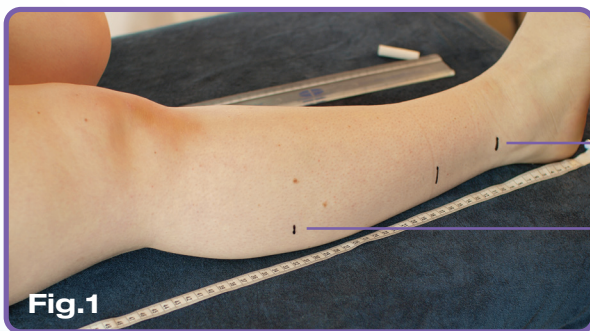
With remote and telephone clinics becoming a reality in these trying times, we recognise that you may only be able to provide us with basic measurements. Therefore we have put together the following tips for completing Custom Made orders:

Filling out Custom Made Forms

- Where possible use the Custom Made forms available on our website to submit measurements.
- If you are only able to obtain basic measurements such as B, C and an overall length from A-D (e.g below knee garments) you can omit all other measurement points on the form.
- Where a length measurement is difficult to take you can write our Made to Order lengths i.e. 'regular leg', 'short foot' etc. in the comments box of the Custom Made form.

Measuring Tips (Lower Limb)

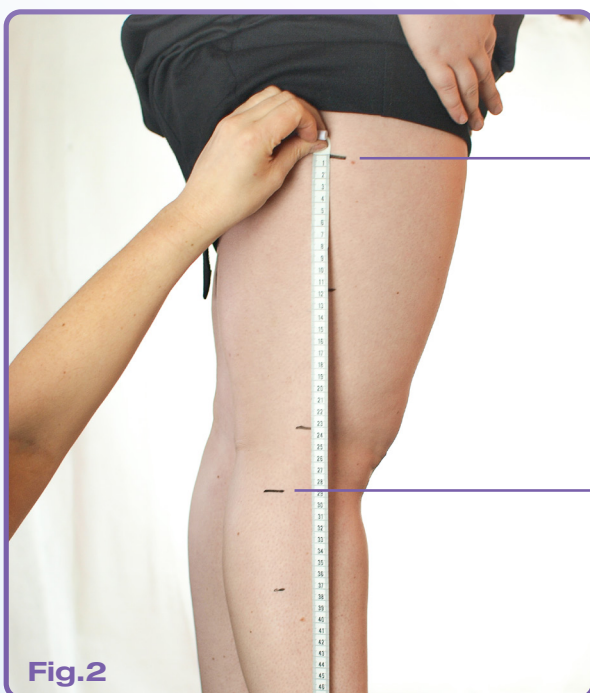
- The patient can take their measurements in any position which is comfortable for them or their carer.
- Take circumferences at the following points, *shown in Fig.1*. If unable to take circumferences for all measurement points please make sure we have B and C as a minimum (as well as G if measuring for a thigh high garment).
- An overall straight length should be taken with the feet firmly on the floor, from the floor to measurement point D (or to point G if measuring for a thigh high garment). *See Fig.2*.



A

b

c



g

d

Measuring Tips (Upper Limb)

- The patient can take their measurements in any position which is comfortable for them or their carer.
- Take circumferences at the following points, *shown in Fig.3*. If unable to take circumferences for all measurement points please make sure we have C, E and G as a minimum (as well as A if measuring for a combined sleeve and gauntlet).
- An overall straight length should be taken with from point C to point G (or to point A to point G if measuring for a combined sleeve and gauntlet).

